

What's in a mouth?

Just like humans, chimpanzees have 32 teeth, with much larger canine teeth. The chimps receive a full dental cleaning and check-up every year, similar to the check-up that you might receive from your dentist! Make your own mouth model, and count the teeth!

Suggested Materials

- Construction paper
- Scissors
- Mini marshmallows
- Empty egg carton (use in place of marshmallows)
- Marker
- Glue

Step 1

Draw a big oval on your piece of construction paper.

Step 2

Cut out your oval.

Step 3

Fold your oval in half – that's your mouth!

Step 4

Using another piece of construction paper, cut out a tongue shape.

Step 5

Glue the tongue inside of the mouth by the crease.

Step 6




Open up your sheet. Draw small circles where the marshmallows (teeth) will go. Remember you need 32!

Step 7

Glue each marshmallow down onto the circles.

Step 8

Let your mouth dry then chomp it together!



@ChimpHaven

